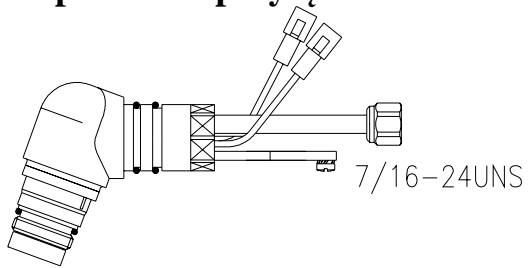
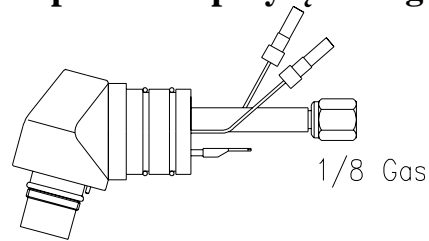


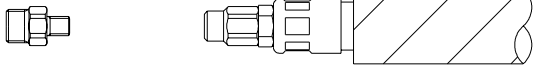
## Główka palnika z przyłączami 7/16"-24"



## Główka palnika z przyłączem gazowym 1/8"



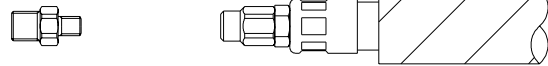
1/4-28UNF



04293.40

THERMAL DYNAMICS®  
PCH-35/40

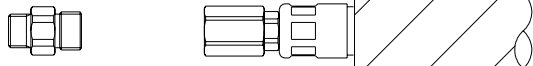
1/4-28UNF



04292.40

THERMAL DYNAMICS®  
PCH-35/40

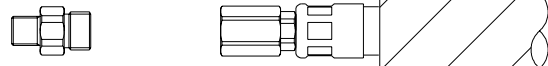
1/2-24UNS



04293.41

THERMAL DYNAMICS®  
PCH-51

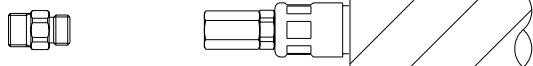
1/2-24UNS



04292.41

THERMAL DYNAMICS®  
PCH-51

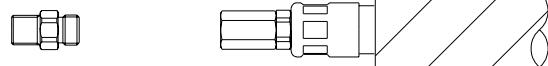
M10x1



04293.42

TRAFIMET®90

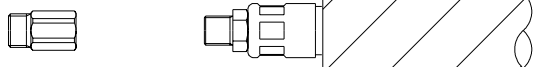
M10x1



04292.42

TRAFIMET®90

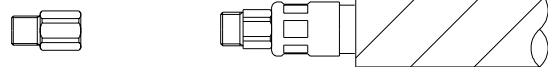
1/8 Gas



04293.43

CEBORA® 50/70/90  
TRAFIMET® 60/80

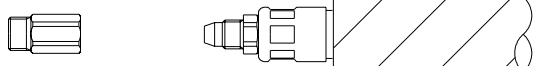
7/16-24UNS



04292.43

THERMAL DYNAMICS®  
PCH-60/75/76/80/100XL/102

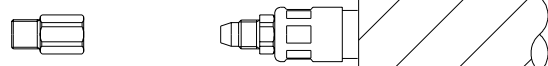
3/8-24UNF



04293.44

CEBORA® 150  
TRAFIMET®140/145  
W.T.C.® - BINZEL® 30/31

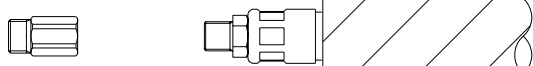
3/8-24UNF



04292.44

CEBORA® 150  
TRAFIMET®140/145  
W.T.C.® - BINZEL® 30/31

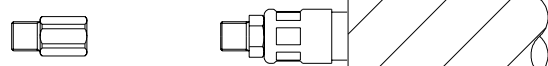
M8



04293.45

SAF®150

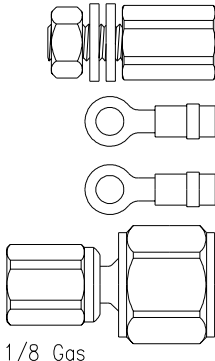
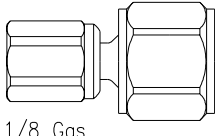
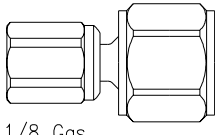
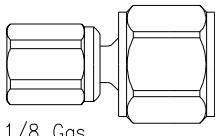
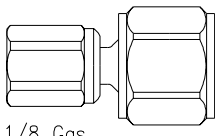
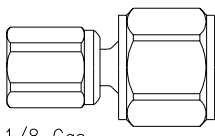
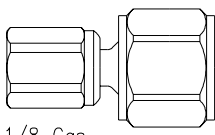
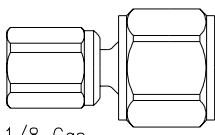
M8



04292.45

SAF®150

# PLASMA-POINT®

 <p>3/8-24UNF 1/2-20UNF 1/8 Gas</p>	Kod	Opis
 <p>M14 x 1 1/8 Gas</p>	4276	HYPERTHERM® - MAX 40 - 80/100 ESAB® - LPC 50 - LPC 100
 <p>9/16-18UNF 1/8 Gas</p>	4272	TRAFIMET® 90 - 140 - R 145 SF - CP 40R - CP 100R W.T.C.® - 20 - 120 & 100 - 150
 <p>1/4 G 1/8 Gas</p>	4275	THERMALDYNAMICS® TELWIN® CEM®
 <p>1/4 G 1/8 Gas</p>	4270	BINZEL® - PSB 31 - PSB 31 KK - 60 - 80 TBi® AUTOGEN RITTER® - PHB 120
 <p>3/8 G 1/8 Gas</p>	4271	TRAFIMET® - A 53 - S 54 - A 60 BINZEL® - PSB 30
 <p>M14 x 1.5 1/8 Gas</p>	04273	HELVI®
 <p>M12 x 1 1/8 Gas</p>	04274	TIG